

## JET-P 自吸射流泵 SELF-PRIMING JET PUMP



### CONSTRUCTION

#### PUMP: Centrifugal Self-Priming JET

Pump Body: Cast Iron  
Impeller: Brass / P.P.O. Plastics / Stainless Steel  
Mechanical Seal: Carbon + Ceramic + Stainless Steel + Rubber  
Front cover: Cast Iron  
Nozzle: P.P.O. Plastics  
JET Pipe: P.P.O. Plastics  
Diffusor: P.P.O. Plastics

#### MOTOR: Single Phase Heavy Duty Continuous Work

Motor Housing: Aluminium  
Shaft: Carbon Steel / 304 Stainless Steel Welded / 420 Stainless Steel  
Insulation: Class B / Class F  
Protection: IP44 / IP54  
Cooling: External Ventilation

### 结构特征

#### 泵：离心自吸式喷射泵

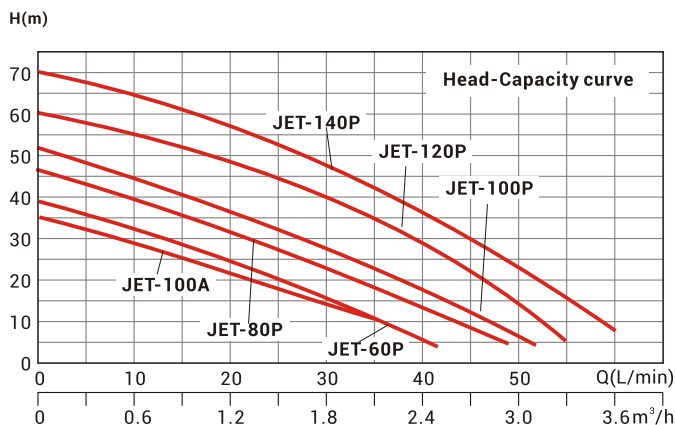
泵体：铸铁  
叶轮：铜/P.P.O.塑料/不锈钢(可选)  
机械密封：石墨+陶瓷+不锈钢+橡胶  
前端盖：铸铁  
喷嘴：P.P.O.塑料  
直管：P.P.O.塑料  
导流盘：P.P.O.塑料

#### 电机：单相大马力连续工作制

电机机座：铝压铸  
转轴：45#碳钢/304不锈钢焊接轴/整轴420不锈钢  
绝缘等级：B级/F级  
防护等级：IP44/IP54  
冷却方式：风冷

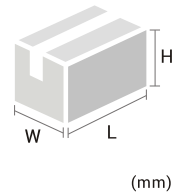


JET-60P  
JET-80P  
JET-100P



### 包装尺寸及毛重 PACKAGE DIMENSIONS & G.W.

型号 Model	长 L	宽 W	高 H	重量 KG	1X20"柜数量 1X20" FCL QTY (pcs)
JET-100A	450	210	220	13.2	1400
JET-60P	480	210	220	15.3	1300
JET-80P	480	210	220	16.3	1300
JET-100P	480	210	220	17.3	1300



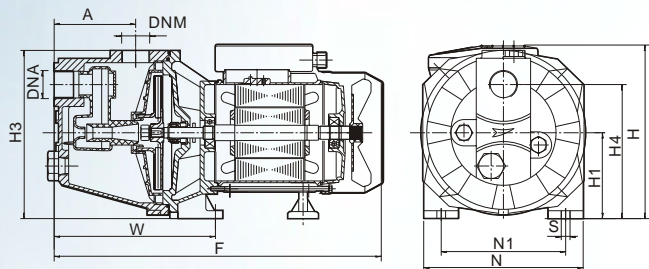
安装尺寸图请查看60页。  
For installation dimensions, please reference to page 60.

### 技术参数 PERFORMANCE SPECIFICATIONS

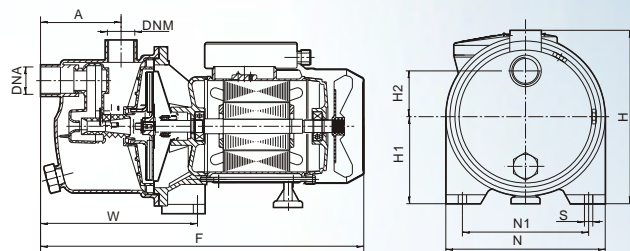
型号 Model	功率 Power		电流 Ampere (A)	最大吸程 Suct.max (m)	进出口管径 Inlet/Outlet DIA	流量 Q=capacity													
						扬程 H (m)													
						m³/h	0	0.3	0.6	0.9	1.2	1.5	1.8	2.1	2.52	2.9	3.1	3.3	3.6
	HP	kW	220V/50Hz			l/min	0	5	10	15	20	25	30	35	42	48	52	55	60
JET-100A	0.13	0.1	1.11	9	1"x1"	35	32	29	26	21	16	11	4	-	-	-	-	-	-
JET-60P	0.6	0.46	3.2		1"x1"	38	35	32	29	25	22	14	8	4	-	-	-	-	-
JET-80P	0.8	0.6	4.2		1"x1"	46	42.5	39	35.5	31.5	29	26	23	10	5	-	-	-	-
JET-100P	1	0.75	5.2		1"x1"	51	48	44	41	38	36	33	28	18	8	5	-	-	-
JET-120P	1.5	1.1	7.8		1"x1"	60	56	53	49	46	43	40	38	33	25	12	5	-	-
JET-140P	2	1.5	9.6		1"x1"	70	65	61	57	54	50	47	43	38	33	22	15	7	-

\*110V,110/220V,60Hz etc. Models are available on request.

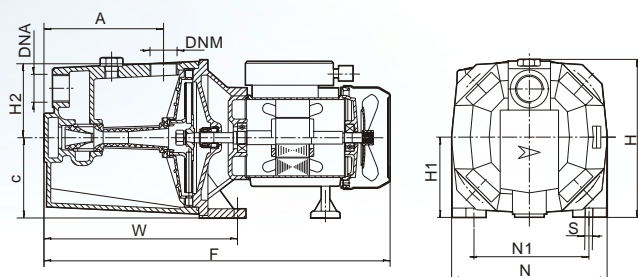
## 自吸射流泵系列 SELF-PRIMING PUMP JET SERIES



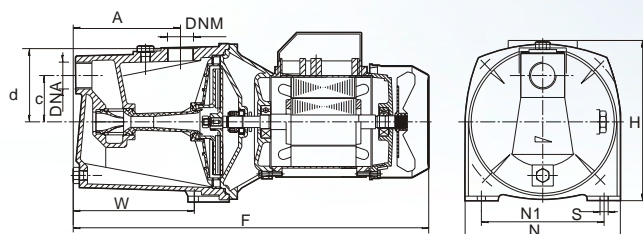
JET-S, SP-10, KJ-102M Series



JET-ST Series



JET-L, JET-P, JET-100C Series



KJS Series

### 安装尺寸 INSTALLATION DIMENSIONS

型号 Model	尺寸 DIMENSIONS (mm)										
	A	F	H	H1	H2	H3	H4	N	N1	W	S
JET-60S	91	378	200	104	91	195	151	180	137	177	10
JET-80S	91	378	200	104	91	195	151	180	137	177	10
JET-100S	91	378	200	104	91	195	151	180	137	177	10
JET-60L	150	435	198	90	94	184	-	182	141	238	10
JET-80L	150	435	198	90	94	184	-	182	141	238	10
JET-100L	150	435	198	90	94	184	-	182	141	238	10
JET-100A	140	400	187	100	85	185	-	175	140	235	10
JET-60P	140	450	200	100	90	190	-	181	140	235	10
JET-80P	140	450	200	100	90	190	-	181	140	235	10
JET-100P	140	450	200	100	90	190	-	181	140	235	10
KJS-100A	122	382	176	-	-	-	-	157	124	132	10
KJS-255A	130	435	200	-	-	-	-	191	144	148	10
KJS-355A	130	435	200	-	-	-	-	191	144	148	10
KJS-1200	168	515	218	-	-	-	-	209	163	169	10
KJS-1400	168	515	218	-	-	-	-	209	163	169	10
SP-10M/10	112.5	395	205.5	97	91	188	151	182	142	133	10
JET-100C	135	430	207	97	93	190	150	185	155	235	10
JETST-60	95	380	200	105	56	-	-	194	160	190	8
JETST-80	95	380	200	105	56	-	-	194	160	190	8
JETST-100	95	380	200	105	56	-	-	194	160	190	8