



Self-priming pumps are high efficient jetting pump with excellent suction even when there are air bubbles. The pump consists a single impeller, centrifugal pump and a nozzle with a jet pipe. The series pumps are particularly suitable for water supplying in domestic installations, small-scale agriculture watering and where self-priming operation is demanded.

自吸射流泵工作效率高，采用优化设计的水力模型，即便在含气量高的情况下仍然可以正常工作。水泵过流部件由叶轮、导流盘、射流管和喷嘴组成。广泛用于浅井抽水，供水，园林灌溉、工业和农业等用途。也可配合压力罐、压力开关等组成自动系统。可输送不超过40℃清水(或物理化学特性与水接近的液态介质)。

自吸射流泵系列

SELF-PRIMING PUMPS SERIES



浅井抽水
Well
pumping



供水
Water
Supplying



园林灌溉
Garden
Watering



工业
Industry



农业
Agriculture

JET-S 自吸射流泵 SELF-PRIMING JET PUMP

CONSTRUCTION

PUMP: Centrifugal Self-Priming JET

Pump Body: Cast Iron
Impeller: Brass / P.P.O. Plastics / Stainless Steel
Mechanical Seal: Carbon + Ceramic +Stainless Steel + Rubber
Front cover: Cast Iron
Nozzle: P.P.O. Plastics
JET Pipe: P.P.O. Plastics
Diffusor: P.P.O. Plastics

MOTOR: Single Phase Heavy Duty Continuous Work

Motor Housing: Aluminium
Shaft: Carbon Steel / 304 Stainless Steel Welded / 420 Stainless Steel
Insulation: Class B / Class F
Protection: IP44 / IP54
Cooling: External Ventilation


结构特征

泵：离心自吸式喷射泵

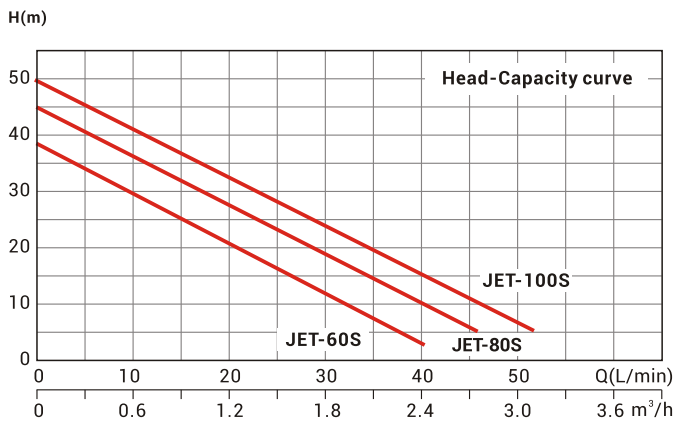
泵体：铸铁
叶轮：铜/P.P.O.塑料/不锈钢(可选)
机械密封：石墨+陶瓷+不锈钢+橡胶
前端盖：铸铁
喷嘴：P.P.O.塑料
直管：P.P.O.塑料
导流盘：P.P.O.塑料

电机：单相大马力连续工作制

电机机座：铝压铸
转轴：45#碳钢/304不锈钢焊接轴/整轴420不锈钢
绝缘等级：B级/F级
防护等级：IP44/IP54
冷却方式：风冷

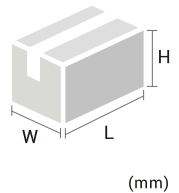


JET-60S
JET-80S
JET-100S



包装尺寸及毛重 PACKAGE DIMENSIONS & G.W.

型号 Model	长 L	宽 W	高 H	重量 KG	1X20"柜数量 1X20"FCL QTY (pcs)
JET-60S	420	210	220	13.6	1450
JET-80S	420	210	220	14.6	1450
JET-100S	420	210	220	15.6	1450



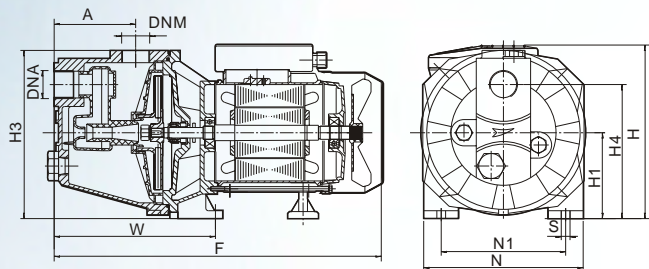
安装尺寸图请查看60页。
For installation dimensions, please reference to page 60.

技术参数 PERFORMANCE SPECIFICATIONS

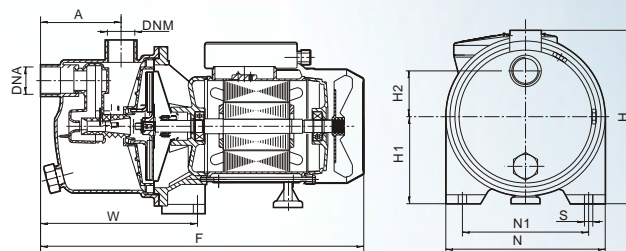
型号 Model	功率 Power		电流 Ampere (A)	最大吸程 Suct. max (m)	进出口管径 Inlet/Outlet DIA	流量 Q=capacity										
						扬程 H (m)										
						m³/h	0	0.3	0.6	0.9	1.2	1.5	1.8	2.1	2.4	2.8
JET-60S	0.6	0.46	3.2	9	1"x1"	38	33	29	25	22	18	15	7	4	-	-
JET-80S	0.8	0.6	4.2			45	42	38	35	31	28	25	23	12	5	-
JET-100S	1	0.75	5.2			50	46	43	40	37	34	32	30	27	12	5

*110V,110/220V,60Hz etc. Models are available on request.

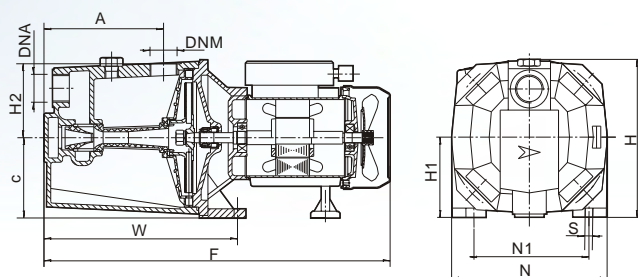
自吸射流泵系列 SELF-PRIMING PUMP JET SERIES



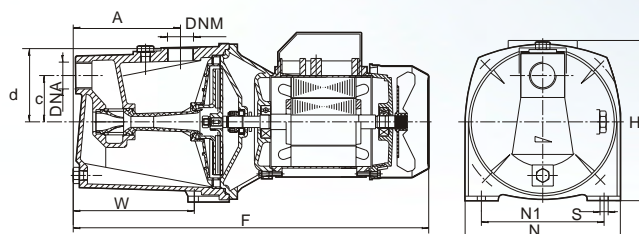
JET-S, SP-10, KJ-102M Series



JET-ST Series



JET-L, JET-P, JET-100C Series



KJS Series

安装尺寸 INSTALLATION DIMENSIONS

型号 Model	尺寸 DIMENSIONS (mm)										
	A	F	H	H1	H2	H3	H4	N	N1	W	S
JET-60S	91	378	200	104	91	195	151	180	137	177	10
JET-80S	91	378	200	104	91	195	151	180	137	177	10
JET-100S	91	378	200	104	91	195	151	180	137	177	10
JET-60L	150	435	198	90	94	184	-	182	141	238	10
JET-80L	150	435	198	90	94	184	-	182	141	238	10
JET-100L	150	435	198	90	94	184	-	182	141	238	10
JET-100A	140	400	187	100	85	185	-	175	140	235	10
JET-60P	140	450	200	100	90	190	-	181	140	235	10
JET-80P	140	450	200	100	90	190	-	181	140	235	10
JET-100P	140	450	200	100	90	190	-	181	140	235	10
KJS-100A	122	382	176	-	-	-	-	157	124	132	10
KJS-255A	130	435	200	-	-	-	-	191	144	148	10
KJS-355A	130	435	200	-	-	-	-	191	144	148	10
KJS-1200	168	515	218	-	-	-	-	209	163	169	10
KJS-1400	168	515	218	-	-	-	-	209	163	169	10
SP-10M/10	112.5	395	205.5	97	91	188	151	182	142	133	10
JET-100C	135	430	207	97	93	190	150	185	155	235	10
JETST-60	95	380	200	105	56	-	-	194	160	190	8
JETST-80	95	380	200	105	56	-	-	194	160	190	8
JETST-100	95	380	200	105	56	-	-	194	160	190	8