

## KJS 自吸射流泵 SELF-PRIMING JET PUMP



### CONSTRUCTION

#### PUMP: Centrifugal Self-Priming JET

Pump Body: Cast Iron  
 Impeller: Brass / P.P.O. Plastics / Stainless Steel  
 Mechanical Seal: Carbon + Ceramic + Stainless Steel + Rubber  
 Front cover: Cast Iron  
 Nozzle: P.P.O. Plastics  
 SP Pipe: P.P.O. Plastics  
 Diffusor: P.P.O. Plastics  
 (KJS-1200/1400 Cast Iron)

#### MOTOR: Single Phase Heavy Duty Continuous Work

Motor Housing: Aluminium  
 Shaft: Carbon Steel / 304 Stainless Steel Welded / 420 Stainless Steel  
 Insulation: Class B / Class F  
 Protection: IP44 / IP54  
 Cooling: External Ventilation

### 结构特征

#### 泵：离心自吸式喷射泵

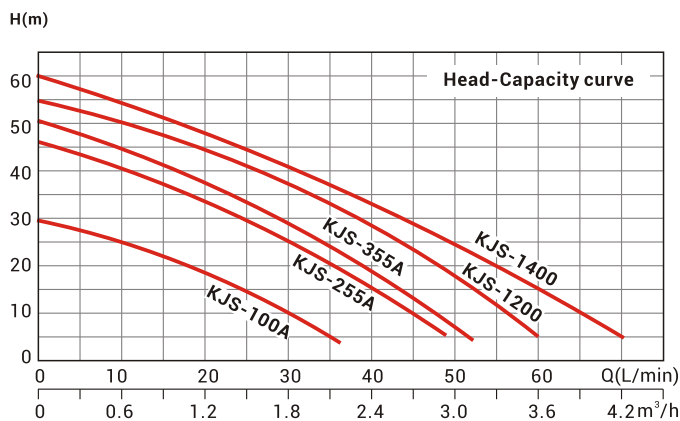
泵体：铸铁  
 叶轮：铜/P.P.O.塑料/不锈钢(可选)  
 机械密封：石墨+陶瓷+不锈钢+橡胶  
 前端盖：铸铁  
 喷嘴：P.P.O.塑料  
 直管：P.P.O.塑料  
 导流盘：P.P.O.塑料  
 (KJS-1200/1400 铸铁)

#### 电机：单相大马力连续工作制

电机机座：铝压铸  
 转轴：45#碳钢/304不锈钢焊接轴/整轴420不锈钢  
 绝缘等级：B级/F级  
 防护等级：IP44/IP54  
 冷却方式：风冷

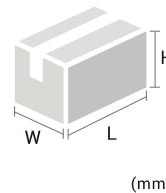


KJS-255A  
KJS-355A



### 包装尺寸及毛重 PACKAGE DIMENSIONS & G.W.

型号 Model	长 L	宽 W	高 H	重量 KG	1X20"柜数量 1X20" FCL QTY (pcs)
KJS-100A	410	185	220	12.2	1700
KJS-255A	480	210	220	15.8	1300
KJS-355A	480	210	220	16.3	1300
KJS-1200	580	250	320	32	630
KJS-1400	580	250	320	33	630



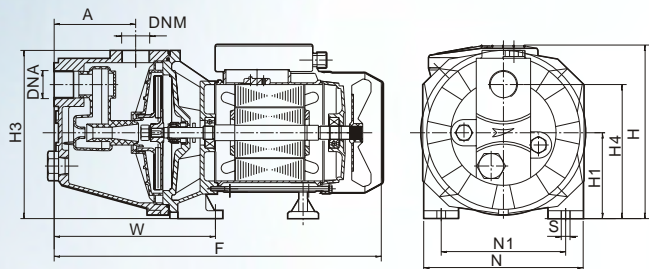
安装尺寸图请查看60页。  
For installation dimensions, please reference to page 60.

### 技术参数 PERFORMANCE SPECIFICATIONS

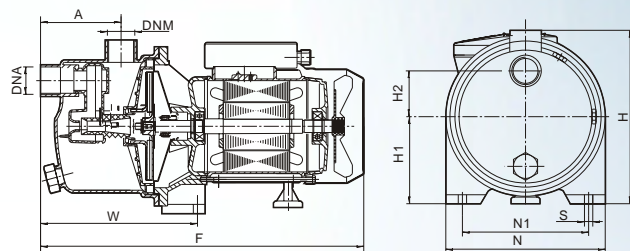
型号 Model	功率 Power		电流 Ampere (A)	最大吸程 Suct. max (m)	进出口管径 Inlet/Outlet DIA	流量 Q=capacity												
						扬程 H (m)												
						m³/h 0	0.3	0.6	0.9	1.2	1.5	1.8	2.16	2.88	3.1	3.3	3.6	4.2
	HP	kW	220V/50Hz			l/min 0	5	10	15	20	25	30	36	48	52	55	60	70
KJS-100A	0.55	0.37	2.5	9	1"x1"	30	27	24	21	17	12	7.5	3	-	-	-	-	-
KJS-255A	0.8	0.6	4.2		1"x1"	46	42.5	39	35.5	31.5	29	26	23	5	-	-	-	-
KJS-355A	1	0.75	5.2		1"x1"	51	48	44	41	38	36	35	28	8	5	-	-	-
KJS-1200	1.5	1.1	7		1.25"x1"	55	52	49	46	43	41	38	34	25	21	12	5	-
KJS-1400	2	1.5	9.6		1.25"x1"	60	56	53	49	45.5	42.5	39	35	27	23	15	10	5

\*110V,110/220V,60Hz etc. Models are available on request.

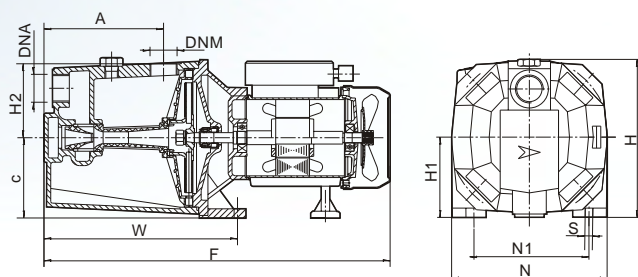
## 自吸射流泵系列 SELF-PRIMING PUMP JET SERIES



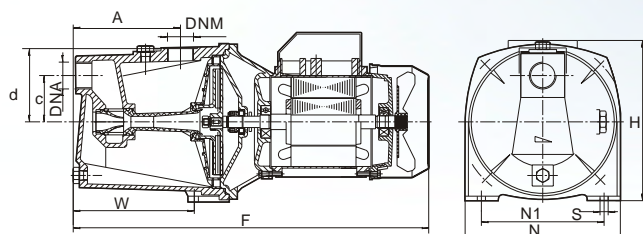
JET-S, SP-10, KJ-102M Series



JET-ST Series



JET-L, JET-P, JET-100C Series



KJS Series

### 安装尺寸 INSTALLATION DIMENSIONS

型号 Model	尺寸 DIMENSIONS (mm)										
	A	F	H	H1	H2	H3	H4	N	N1	W	S
JET-60S	91	378	200	104	91	195	151	180	137	177	10
JET-80S	91	378	200	104	91	195	151	180	137	177	10
JET-100S	91	378	200	104	91	195	151	180	137	177	10
JET-60L	150	435	198	90	94	184	-	182	141	238	10
JET-80L	150	435	198	90	94	184	-	182	141	238	10
JET-100L	150	435	198	90	94	184	-	182	141	238	10
JET-100A	140	400	187	100	85	185	-	175	140	235	10
JET-60P	140	450	200	100	90	190	-	181	140	235	10
JET-80P	140	450	200	100	90	190	-	181	140	235	10
JET-100P	140	450	200	100	90	190	-	181	140	235	10
KJS-100A	122	382	176	-	-	-	-	157	124	132	10
KJS-255A	130	435	200	-	-	-	-	191	144	148	10
KJS-355A	130	435	200	-	-	-	-	191	144	148	10
KJS-1200	168	515	218	-	-	-	-	209	163	169	10
KJS-1400	168	515	218	-	-	-	-	209	163	169	10
SP-10M/10	112.5	395	205.5	97	91	188	151	182	142	133	10
JET-100C	135	430	207	97	93	190	150	185	155	235	10
JETST-60	95	380	200	105	56	-	-	194	160	190	8
JETST-80	95	380	200	105	56	-	-	194	160	190	8
JETST-100	95	380	200	105	56	-	-	194	160	190	8