

JET-ST 不锈钢自吸射流泵 STAINLESS-STEEL SELF-PRIMING JET PUMP



CONSTRUCTION

PUMP: Stainless-steel Centrifugal Self-Priming JET
 Pump Body: Stainless Steel
 Impeller: Brass / P.P.O. Plastics / Stainless Steel
 Mechanical Seal: Carbon + Ceramic + Stainless Steel + Rubber
 Front cover: Cast Iron / Aluminium + Stainless Steel Seal Plate
 Nozzle: P.P.O. Plastics
 JET Pipe: P.P.O. Plastics
 Diffusor: P.P.O. Plastics

MOTOR: Single Phase Heavy Duty Continuous Work
 Motor Housing: Aluminium
 Shaft: 304 Stainless Steel Welded / 420 Stainless Steel
 Insulation: Class B / Class F
 Protection: IP44 / IP54
 Cooling: External Ventilation

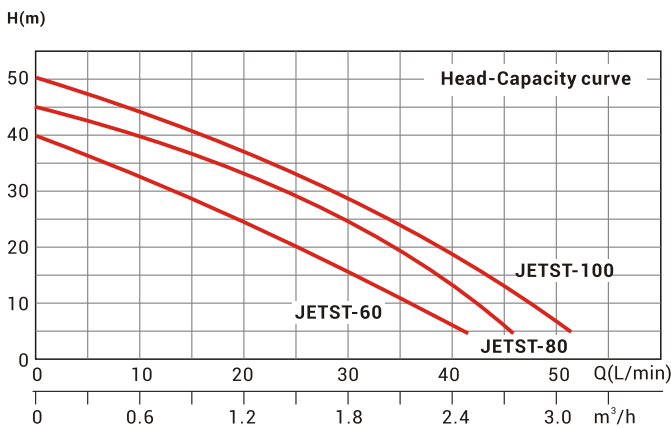
结构特征

泵: 不锈钢离心自吸式喷射泵
 泵体: 不锈钢
 叶轮: 铜/P.P.O.塑料/不锈钢(可选)
 机械密封: 石墨+陶瓷+不锈钢+橡胶
 前端盖: 铸铁/铝盖+不锈钢水盘(可选)
 喷嘴: P.P.O.塑料
 直管: P.P.O.塑料
 导流盘: P.P.O.塑料

电机: 单相大马力连续工作制
 电机机座: 铝压铸
 转轴: 304不锈钢焊接轴/整轴420不锈钢
 绝缘等级: B级/F级
 防护等级: IP44/IP54
 冷却方式: 风冷

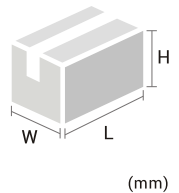


JETST-60



包装尺寸及毛重 PACKAGE DIMENSIONS & G.W.

型号 Model	长 L	宽 W	高 H	重量 KG	1X20"柜数量 1X20"FCB QTY (pcs)
JETST-60	420	220	230	9.5	1500
JETST-80	420	220	230	10.5	1500
JETST-100	420	220	230	11.5	1500



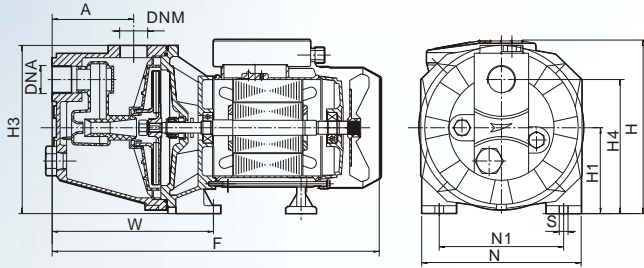
安装尺寸图请查看60页。
For installation dimensions. Please reference to page 60.

技术参数 PERFORMANCE SPECIFICATIONS

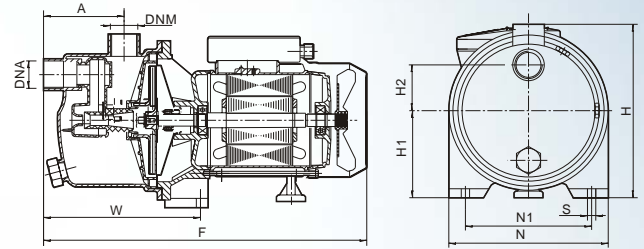
型号 Model	功率 Power		电流 Ampere (A)	最大吸程 Suct.max (m)	进出口管径 Inlet/Outlet DIA	流量 Q=capacity											
						扬程 H (m)											
						m³/h	0	0.3	0.6	0.9	1.2	1.5	1.8	2.1	2.52	2.8	3.1
JETST-60	HP	kW	220V/50Hz	9	1"x1"	40	36	32	29	26	24	15	8	5			
JETST-80	0.8	0.6	4.2			45	42	38	35	31	28	25	22	12	5		
JETST-100	1	0.75	5.2			50	46.5	43	39	36	32	29	26	14	8	5	

*110V,110/220V,60Hz etc. Models are available on request.

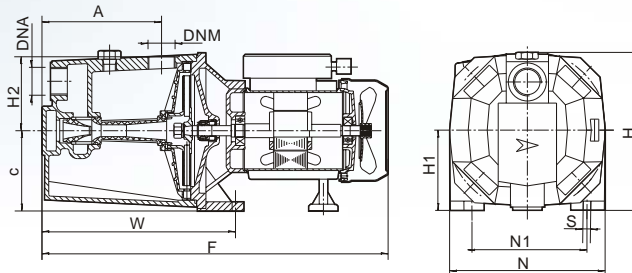
自吸射流泵系列 SELF-PRIMING PUMP JET SERIES



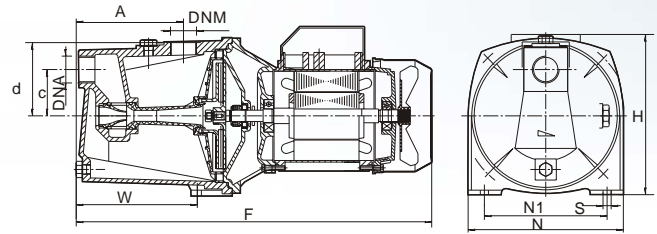
JET-S, SP-10, KJ-102M Series



JET-ST Series



JET-L, JET-P, JET-100C Series



KJS Series

安装尺寸 INSTALLATION DIMENSIONS

型号 Model	尺寸 DIMENSIONS (mm)										
	A	F	H	H1	H2	H3	H4	N	N1	W	S
JET-60S	91	378	200	104	91	195	151	180	137	177	10
JET-80S	91	378	200	104	91	195	151	180	137	177	10
JET-100S	91	378	200	104	91	195	151	180	137	177	10
JET-60L	150	435	198	90	94	184	-	182	141	238	10
JET-80L	150	435	198	90	94	184	-	182	141	238	10
JET-100L	150	435	198	90	94	184	-	182	141	238	10
JET-100A	140	400	187	100	85	185	-	175	140	235	10
JET-60P	140	450	200	100	90	190	-	181	140	235	10
JET-80P	140	450	200	100	90	190	-	181	140	235	10
JET-100P	140	450	200	100	90	190	-	181	140	235	10
KJS-100A	122	382	176	-	-	-	-	157	124	132	10
KJS-255A	130	435	200	-	-	-	-	191	144	148	10
KJS-355A	130	435	200	-	-	-	-	191	144	148	10
KJS-1200	168	515	218	-	-	-	-	209	163	169	10
KJS-1400	168	515	218	-	-	-	-	209	163	169	10
SP-10M/10	112.5	395	205.5	97	91	188	151	182	142	133	10
JET-100C	135	430	207	97	93	190	150	185	155	235	10
JETST-60	95	380	200	105	56	-	-	194	160	190	8
JETST-80	95	380	200	105	56	-	-	194	160	190	8
JETST-100	95	380	200	105	56	-	-	194	160	190	8

INSTALLATION DIMENSIONS

安装尺寸