

SP-10 自吸射流泵 SELF-PRIMING JET PUMP

CONSTRUCTION

PUMP: Centrifugal Self-Priming JET

Pump Body: Cast Iron
Impeller: Brass / P.P.O. Plastics / Stainless Steel
Mechanical Seal: Carbon + Ceramic + Stainless Steel + Rubber
Front cover: Cast Iron / Aluminium + Stainless Steel Seal Plate
Nozzle: P.P.O. Plastics
SP Pipe: P.P.O. Plastics
Diffusor: P.P.O. Plastics

MOTOR: Single Phase Heavy Duty Continuous Work

Motor Housing: Aluminium
Shaft: Carbon Steel / 304 Stainless Steel Welded / 420 Stainless Steel
Insulation: Class B / Class F
Protection: IP44 / IP54
Cooling: External Ventilation


结构特征

泵: 离心自吸式喷射泵

泵体: 铸铁
叶轮: 铜/P.P.O. 塑料/不锈钢(可选)
机械密封: 石墨+陶瓷+不锈钢+橡胶
前端盖: 铸铁/铝盖+不锈钢水盘(可选)
喷嘴: P.P.O. 塑料
直管: P.P.O. 塑料
导流盘: P.P.O. 塑料

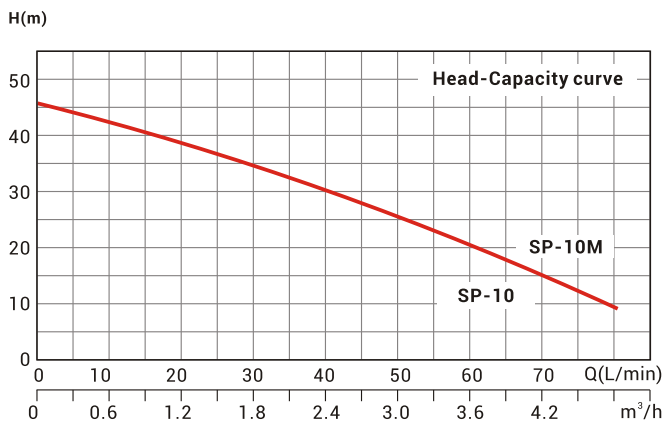
电机: 单相大马力连续工作制

电机机座: 铝压铸
转轴: 45#碳钢/304不锈钢焊接轴/整轴420不锈钢
绝缘等级: B级/F级
防护等级: IP44/IP54
冷却方式: 风冷



SP-10

SP-10M



包装尺寸及毛重 PACKAGE DIMENSIONS & G.W.

型号 Model	长 L	宽 W	高 H	重量 KG	1X20"柜数量 1X20" FCL QTY (pcs)
SP-10M	445	205	220	16	1400
SP-10	445	205	220	16	1400

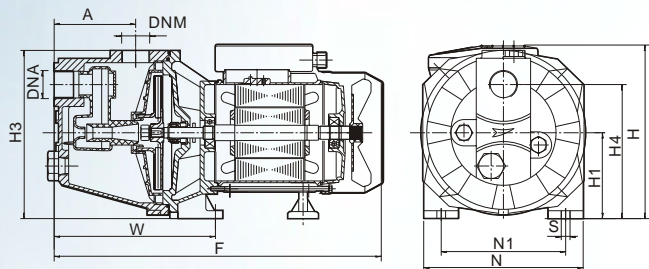
安装尺寸图请查看60页。
For installation dimensions, please reference to page 60.

技术参数 PERFORMANCE SPECIFICATIONS

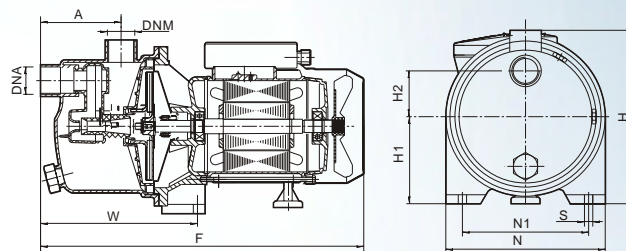
型号 Model	功率 Power		电流 Ampere (A)	最大吸程 Suct. max (m)	进出口管径 Inlet/Outlet DIA	流量 Q=capacity												
						扬程 H (m)												
						m³/h 0	0.3	0.6	0.9	1.2	1.5	1.8	2.4	2.7	3.0	3.6	4.2	4.8
SP-10M	HP	kW	220V/50Hz			46	42	40	38	37	35	33	30	29	27	23	11	9
SP-10	HP	kW	220V/50Hz			46	42	40	38	37	35	33	30	29	27	23	11	9

+110V,110/220V,60Hz etc. Models are available on request.

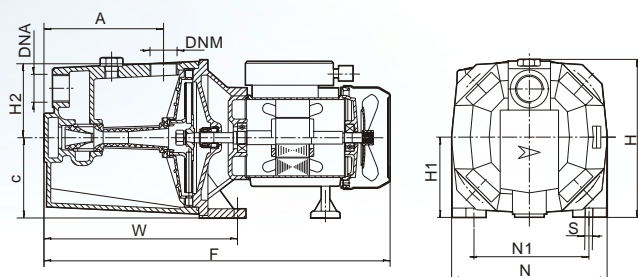
自吸射流泵系列 SELF-PRIMING PUMP JET SERIES



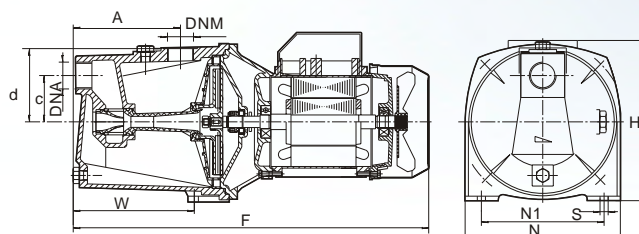
JET-S, SP-10, KJ-102M Series



JET-ST Series



JET-L, JET-P, JET-100C Series



KJS Series

安装尺寸 INSTALLATION DIMENSIONS

型号 Model	尺寸 DIMENSIONS (mm)										
	A	F	H	H1	H2	H3	H4	N	N1	W	S
JET-60S	91	378	200	104	91	195	151	180	137	177	10
JET-80S	91	378	200	104	91	195	151	180	137	177	10
JET-100S	91	378	200	104	91	195	151	180	137	177	10
JET-60L	150	435	198	90	94	184	-	182	141	238	10
JET-80L	150	435	198	90	94	184	-	182	141	238	10
JET-100L	150	435	198	90	94	184	-	182	141	238	10
JET-100A	140	400	187	100	85	185	-	175	140	235	10
JET-60P	140	450	200	100	90	190	-	181	140	235	10
JET-80P	140	450	200	100	90	190	-	181	140	235	10
JET-100P	140	450	200	100	90	190	-	181	140	235	10
KJS-100A	122	382	176	-	-	-	-	157	124	132	10
KJS-255A	130	435	200	-	-	-	-	191	144	148	10
KJS-355A	130	435	200	-	-	-	-	191	144	148	10
KJS-1200	168	515	218	-	-	-	-	209	163	169	10
KJS-1400	168	515	218	-	-	-	-	209	163	169	10
SP-10M/10	112.5	395	205.5	97	91	188	151	182	142	133	10
JET-100C	135	430	207	97	93	190	150	185	155	235	10
JETST-60	95	380	200	105	56	-	-	194	160	190	8
JETST-80	95	380	200	105	56	-	-	194	160	190	8
JETST-100	95	380	200	105	56	-	-	194	160	190	8